

# Stark County's Influenza Weekly Report

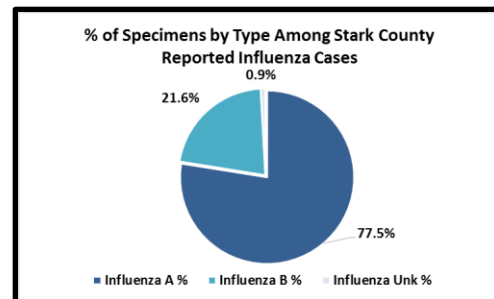
## Week 7 (2/11/18-2/17/18)



**Public Health**  
Prevent. Promote. Protect.

### During Week 7:

- During week 7, Stark County had 36 influenza-associated hospitalizations.
- Nationally, there were 13 influenza-associated pediatric deaths reported.
- There were no human infections with a novel influenza A virus reported during week 7.
- During week 7, 636 influenza A specimens were collected nationally from public health laboratories, which made up 64.6% of all positive specimens; 22.5% subtyped as the 2009 H1N1 virus, 73.7% subtyped as the H3 virus, and the remainder not subtyped.



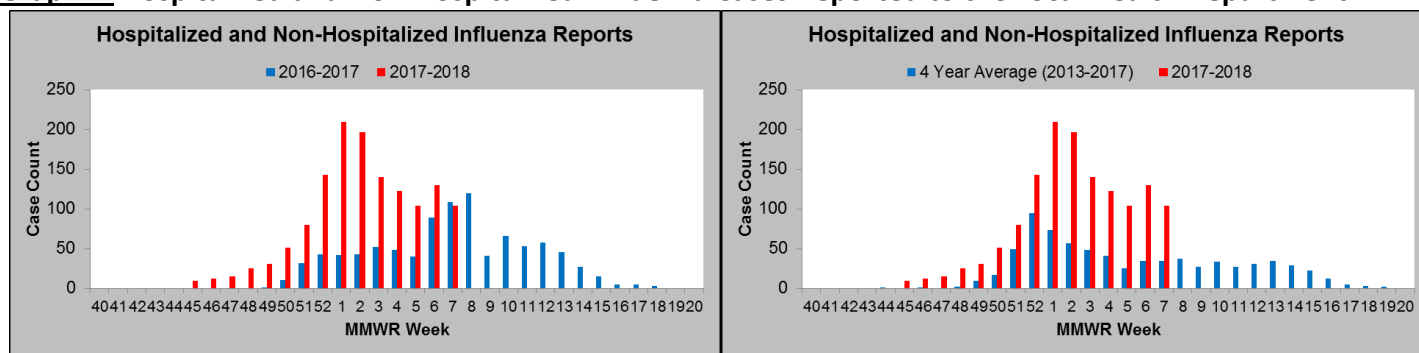
### So Far this Year:

- There have been 527 influenza-associated hospitalizations so far this year in Stark County.
  - Ages of those hospitalized for influenza have ranged from 1 month to 100 years of age with the median age being 71 years old.
- A cumulative rate of 74.5 lab-confirmed influenza-associated hospitalizations per 100,000 people was reported.
- Up through week 7, 35,544 specimens were collected nationally from public health laboratories. 28,895 were typed as influenza A, comprising 81.3% of all specimens collected. Of these 11.6% were subtyped as the 2009 H1N1 virus while 86.9% were subtyped as the H3 virus.
- Nationally, there have been 97 influenza-associated pediatric deaths reported so far this year. Last year at the same time, there were 55.

### Viruses Circulating vs. Viruses in this Year's Vaccine:

- Nationally since October 1, 2017, 1,129 influenza A specimens were genetically or antigenically characterized.
  - There were 779 influenza A (H3N2) viruses collected, a sample showing significant genetic diversity. 98% of those antigenically characterized matched the influenza A (H3N2) component in this year's vaccine. There were 350 influenza A (H1N1) viruses collected; all of those characterized matched the influenza A (H1N1) component in this year's vaccine.
- Nationally since October 1, 2017, 470 influenza B specimens were genetically or antigenically characterized.
  - Of these, 260 were antigenically characterized from the Yamagata Lineage and 51 characterized from the Victorian Lineage. Of these specimens, 100% of the Yamagata Lineage matched the Influenza B component of the 2017-2018 vaccine and 55% of specimens from the Victorian Lineage matched.

### Graph 1: Hospitalized and Non-Hospitalized Influenza Cases Reported to the Local Health Department.



- ◆ There were 104 cases of hospitalized and non-hospitalized influenza reported for Week 7 in Stark County. Last year at this time there were 109 cases. Stark County's cumulative case load is 1,380 cases, compared with 514 total cases through Week 7 of last year.

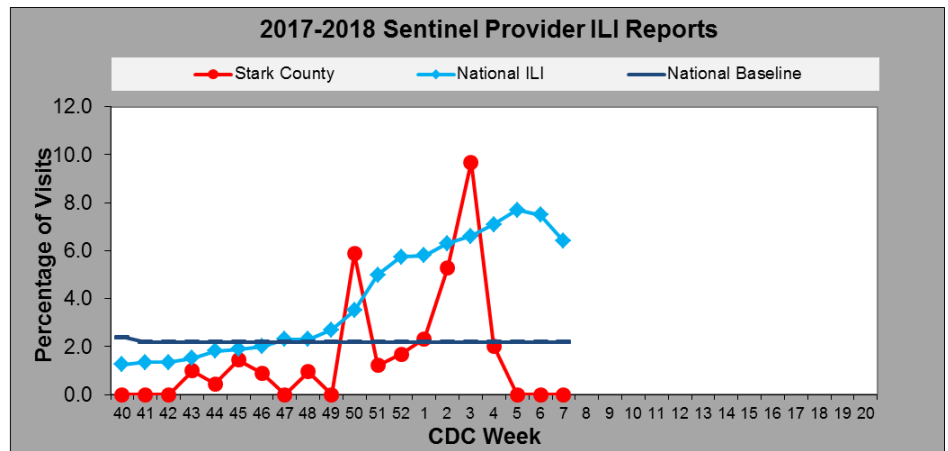
\* All data presented in this weekly report are preliminary and may change as additional information is received.

\* Multiyear averages included in this weekly report do not include the 2009/2010 H1N1 season.

- If you have any questions please contact Avi Joseph at 330.63.9914 or [josepha@starkhealth.org](mailto:josepha@starkhealth.org) or Amanda Archer at 330.69.3327 or [aarcher@cantonhealth.org](mailto:aarcher@cantonhealth.org)

**Graph 2: Sentinel Provider Reported Influenza Like Illness (ILI) in Stark County.**

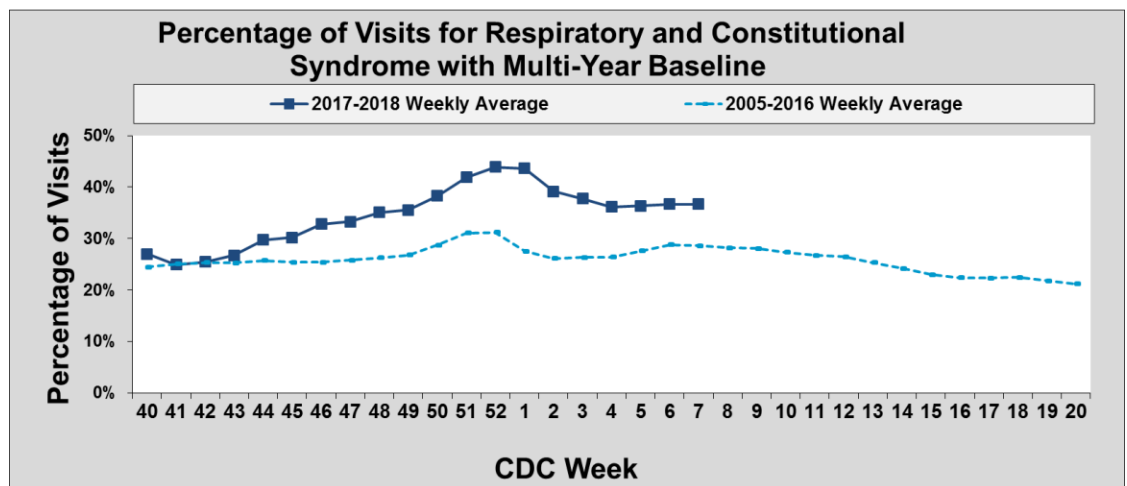
- During week 7, Stark County Sentinel Providers did not report a percentage of ILI visits. Nationally, it was reported that 6.4% of visits were for ILI, which is above the national baseline at 2.2% of visits.



**Graph 3: Emergency Department Visits for Respiratory and Constitutional Syndromes.**

(Source: Health Monitoring Systems, EpiCenter, Hospital and Stat Care Patient Registration Surveillance System)

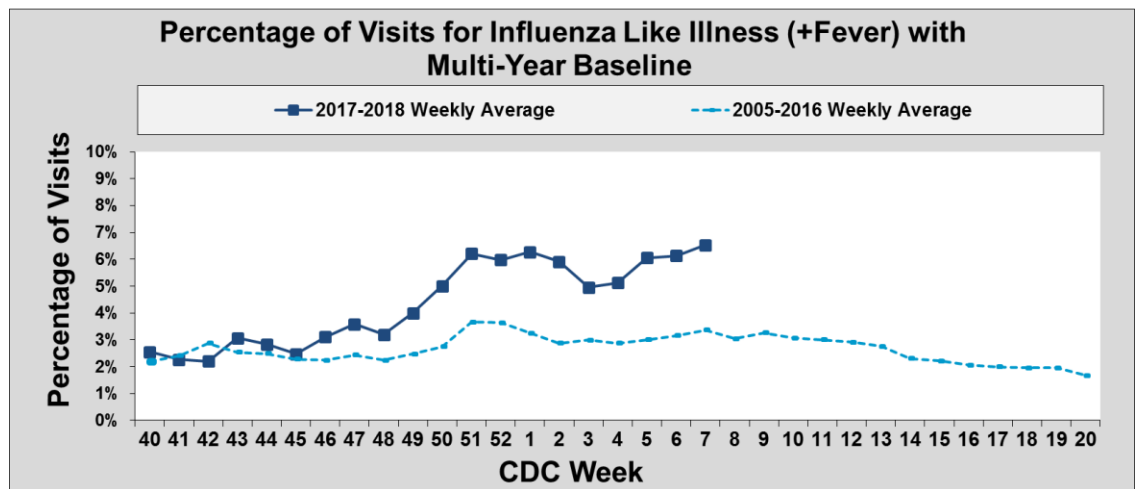
- ED and Stat Care visits for respiratory and constitutional syndrome held steady but continue to remain above the multi-year baseline average during week 7.



**Graph 4: Emergency Department (ED) Visits for Influenza Like Illness (+Fever).**

(Source: Health Monitoring Systems, EpiCenter, Hospital and Stat Care Patient Registration Surveillance System)

- ED and Stat Care visits for ILI + Fever for MMWR week 7 increased slightly, and continued to remain well above the multi-year average.



\* All data presented in this weekly report are preliminary and may change as additional information is received.

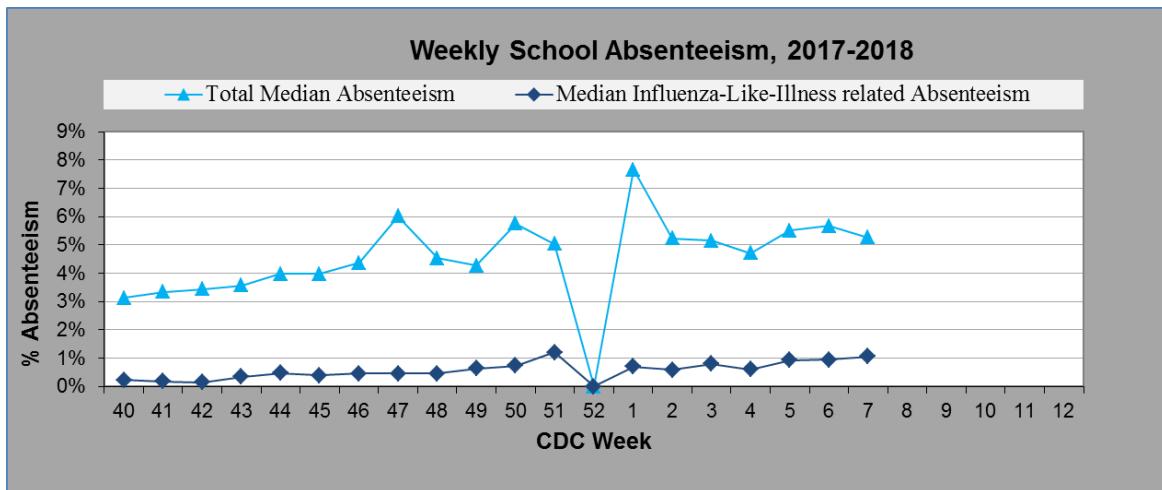
\* Multiyear averages included in this weekly report do not include the 2009/2010 H1N1 season.

➤ If you have any questions please contact Avi Joseph at 330.63.9914 or [josepha@starkhealth.org](mailto:josepha@starkhealth.org) or Amanda Archer at 330.69.3327 or [aarcher@cantonhealth.org](mailto:aarcher@cantonhealth.org)

**Graph 5: Stark County School Absenteeism.**

(Source: Voluntary reporting by multiple school districts throughout the county)

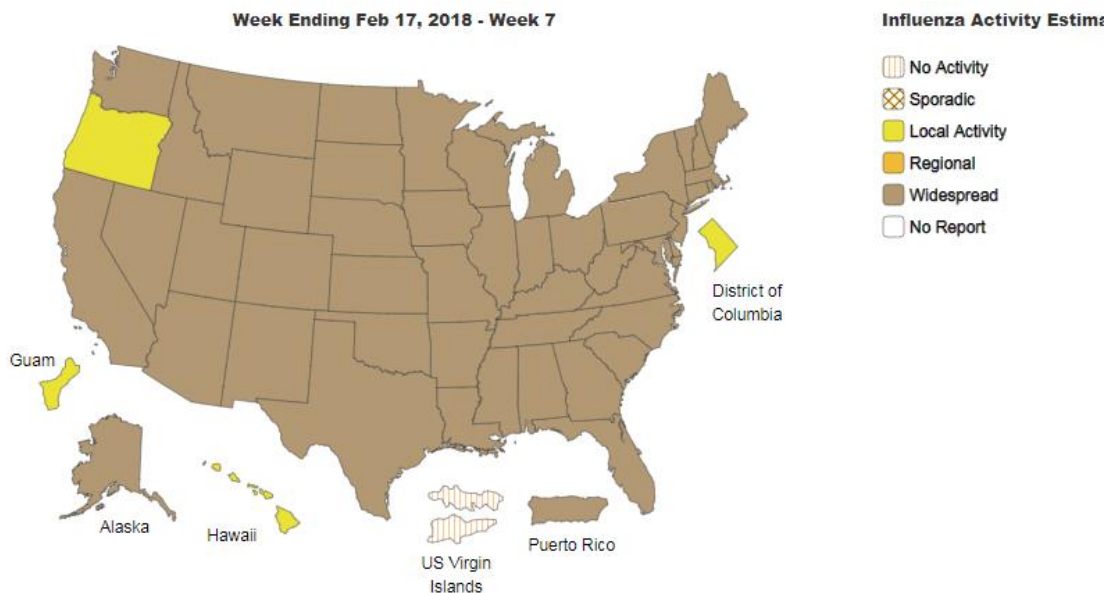
◆ During Week 7, 52 schools submitted absence reports. ILI related absenteeism increased slightly to 1.07%.



**Map: Weekly Geographic Influenza Activity Estimates Reported by State and Territorial Epidemiologists Syndromes.**

(Source: Health Monitoring Systems, EpiCenter, hospital and stat care patient registration surveillance system)

◆ During week 7, Ohio was designated as having widespread influenza activity, the highest measure of spread. 47 other states reported widespread activity.



Alliance City Health Department  
cityofalliance.com/health



Promoting and Protecting Health Since 1849  
Canton City Health Department  
cantonhealth.org



Massillon City Health Department  
massillonohio.com/health



Stark County Health Department  
starkhealth.org

\* All data presented in this weekly report are preliminary and may change as additional information is received.

\* Multiyear averages included in this weekly report do not include the 2009/2010 H1N1 season.

➤ If you have any questions please contact Avi Joseph at 330.63.9914 or [josepha@starkhealth.org](mailto:josepha@starkhealth.org) or Amanda Archer at 330.69.3327 or [aarcher@cantonhealth.org](mailto:aarcher@cantonhealth.org)